

CREDIT OPINION

20 December 2023

Update



Send Your Feedback

RATINGS

Public Sector Pension Investment Board

Domicile	Canada
Long Term CRR	Not Assigned
Long Term Issuer Rating	Aaa
Type	LT Issuer Rating - Dom Curr
Outlook	Stable

Please see the [ratings section](#) at the end of this report for more information. The ratings and outlook shown reflect information as of the publication date.

Contacts

Robert Colangelo +1.416.214.3847
VP-Sr Credit Officer
robert.colangelo@moodyys.com

Evan Cybart +1.212.553.3981
Sr Ratings Associate
evan.cybart@moodyys.com

Robert M. Callagy +1.212.553.4374
Associate Managing Director
robert.callagy@moodyys.com

Marc R. Pinto, CFA +1.212.553.4352
MD-Financial Institutions
marc.pinto@moodyys.com

» Contacts continued on last page

CLIENT SERVICES

Americas 1-212-553-1653
Asia Pacific 852-3551-3077
Japan 81-3-5408-4100
EMEA 44-20-7772-5454

Public Sector Pension Investment Board

Update following ratings affirmation

Summary

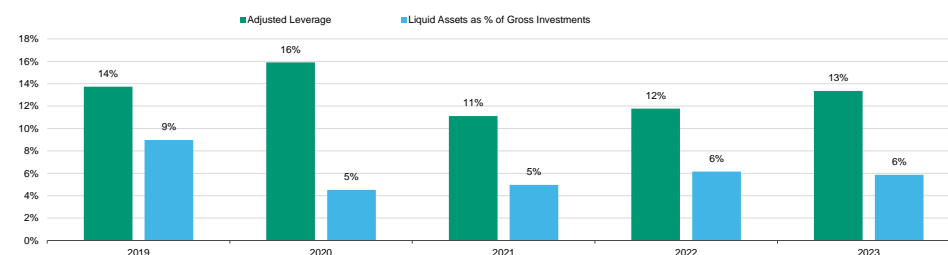
On 6 December 2023, we affirmed the ratings of [Public Sector Pension Investment Board](#) (PSPIB) and its wholly-owned subsidiary, [PSP Capital Inc.](#) The outlooks on PSPIB and PSP Capital Inc. were maintained stable. PSPIB's Aaa long-term issuer rating reflects its aa2 Baseline Credit Assessment (BCA), a high assumption of extraordinary support from the [Government of Canada](#) (Aaa stable), and our expectation that PSPIB's creditors will have an effective priority of claim over pension obligations in the event of a default, which provides a substantial cushion of assets and increases expected recoveries. PSPIB's BCA of aa2 reflects the pension manager's strong liquidity and predictability of future cash flows as well as its conservative financial policies and low leverage, offset by growth in less liquid investments and a high proportion of high risk assets as defined by Moody's.

Over the next 3-5 years, we believe that the investment characteristics of certain asset classes will change reflecting a weakening macroeconomic outlook as well as lingering effects from the pandemic including shifting private sector preferences, such as greater employment away from office real estate. However, we note that PSPIB has a reputation for strong investment acumen, with the fund's long investment horizon a considerable advantage since it affords them time to make portfolio shifts, particularly with less liquid investments.

PSP Capital Inc. has a backed senior unsecured rating of Aaa and a backed commercial paper rating of Prime-1, reflecting the unconditional and irrevocable guarantee of its debt obligations by PSPIB. PSPIB Capital Inc. adds a moderate degree of leverage by issuing commercial paper and term debt guaranteed by PSPIB, with the goal of diversifying funding sources and enhancing overall returns of the fund.

Exhibit 1

PSPIB's liquidity levels provide good coverage of its leverage; reducing refinancing risk



Fiscal year ended 31 March. Liquid assets represents cash and money market securities and securities purchased under reverse repurchase agreements.

Source: Moody's Investors Service, company financials

Credit strengths

- » Governing legislation that mandates PSPIB as exclusive investment manager for certain Canadian government-sponsored pension plans without responsibility for the underlying pension obligations;
- » Highly predictable cash flows, with positive net contributions projected for at least the next 5 years;
- » Strong coverage of obligations by high quality liquid assets;
- » A moderate degree of leverage through PSPIB Capital Inc., as its issued instruments are unconditionally and irrevocably guaranteed by PSPIB.

Credit challenges

- » Higher allocation of private investments, although these investments are well-suited to PSPIB's long-term investment horizon;
- » Private investments weaken portfolio liquidity, and PSPIB has comparably higher levels of less liquid Level 3 assets than other Moody's rated peers;
- » Maintaining effective risk management as PSPIB continues to grow.

Outlook

The stable outlook reflects our expectations that PSPIB's credit fundamentals, specifically its strong and stable liquidity and level of high risk assets, will remain unchanged over the next 12 to 18 months. It also reflects the stable outlook of its government support provider, the Government of Canada.

The stable outlook on PSP Capital Inc.'s ratings reflect the outlook of its parent.

Factors that could lead to an upgrade

- » An upgrade of the Aaa senior unsecured rating is not possible.
- » An upgrade of its aa2 BCA could be driven by a sustained decrease in PSPIB's high risk assets.

Factors that could lead to a downgrade

PSPIB's BCA could be downgraded if there was:

- » A material reduction in its liquid assets or there was a material increase in leverage above 25% for a sustained period of time.
- » A change in PSPIB's governing legislation or a legal precedent that casts doubt on the status of PSPIB's obligations as having preference over pension obligations. However, given the publicized and political nature of such an act, we view the probability of this happening to be very low.

However, a downgrade of the BCA would not necessarily result in a downgrade of the long-term issuer rating because of our expectation of extraordinary support.

- » A deterioration in the creditworthiness of the Government of Canada.
- » PSP Capital Inc.'s supported ratings could be downgraded if PSPIB's rating was downgraded or if Moody's believed that PSPIB would not honour its unconditional and irrevocable guarantee of PSP Capital Inc.'s debt obligations.

This publication does not announce a credit rating action. For any credit ratings referenced in this publication, please see the issuer/deal page on <https://ratings.moody.com> for the most updated credit rating action information and rating history.

Key indicators

Exhibit 2

Statistics for Public Sector Pension Investment Board	2023	2022	2021	2020	2019
Total Assets (C\$ millions)	283,595	264,044	232,793	207,603	199,215
Net Assets (C\$ millions)	243,315	230,273	204,299	169,682	167,853
Government Fixed Income % Net Investments	21%	20%	21%	19%	21%
Public Equities % Net Investments	22%	26%	29%	29%	30%
Private & Real Assets % Net Investments	57%	54%	50%	52%	49%
Liabilities C\$ millions	40,280	33,771	28,494	37,921	31,362
Liabilities % Gross Assets	14%	13%	12%	18%	16%
Unsecured Debt (C\$ millions)	24,158	22,791	16,802	15,902	14,188
Unsecured Debt % Gross Assets	9%	9%	7%	8%	7%
Secured Funding (C\$ millions)	14,520	9,484	9,730	20,563	15,899
Secured Funding % Gross Assets	5%	4%	4%	10%	8%
Other Liabilities % Gross Assets	1%	1%	1%	1%	1%
Derivative Notionals (C\$ millions)	469,509	372,714	355,320	357,047	371,355
Annual Reported Return (%)	4.4%	10.9%	18.4%	-0.6%	7.1%
Benchmark Return (%)	-2.8%	9.4%	16.5%	-1.6%	7.2%

[1] Information based on IFRS financial statements for 2019-2023, [2] Fiscal year end 31 March

Source: Moody's Investors Service, company financials

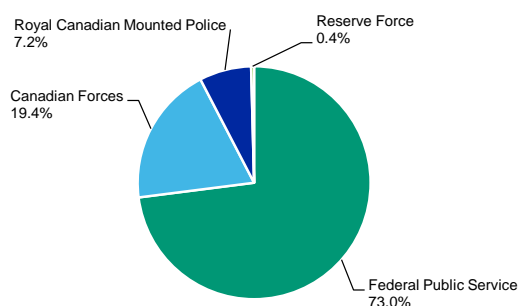
Profile

PSPIB was established by the Public Sector Pension Investment Board Act (PSPIB Act) in 1999 to invest the pension contributions (net of benefit payments) of Canada's national public service, its military (Canadian Forces and Reserve Force), and the national police service, the Royal Canadian Mounted Police (RCMP). The funds for which amounts are currently transferred to PSPIB by the Government of Canada relate to pension obligations under the Plans for service on or after 1 April 2000, and in the case of the Reserve Force Plan, for service on or after March 1, 2007. As such, PSPIB is responsible for managing assets only related to those pension obligations.

At 73% (Exhibit 3), the majority of PSPIB's net assets are managed for benefits related to the federal public service.

Exhibit 3

Majority of PSPIB's net assets related to Canada's federal public service PSPIB's net assets per pension plan account as of 31 March 2023



Source: Moody's Investors Service, Company financials

Detailed credit considerations

Funded Status - PSPIB does not have responsibility for the obligation of the underlying pension liability

As a pension reserve fund, PSPIB is not responsible for the administration of benefits, nor in setting actuarial assumptions of the underlying obligations, both of which are the responsibility of the sponsoring government. In contrast to a pension fund, the sponsor is the beneficiary of the net assets. As such, we consider PSPIB to be fully funded and therefore assign a Funding Ratio score of aaa.

Liquidity - Benefits of liquid fixed income portfolio offset by funding sources that encumber assets

PSPIB has strong coverage of obligations by high quality liquid assets. At 31 March 2023, the ratio of discounted liquid asset inflows to recognized obligation outflows was 307%, which is supported by high levels of sovereign debt securities and publicly traded equity. This level is down from 389% last year largely due to higher levels of short-term funding. Overall, PSPIB's liquidity position remains strong while its asset encumbrance from short-sold securities is modest relative to many of its Canadian pension fund peers.

PSPIB's strong liquidity position is also enhanced by the Plan's actuarial profile, with net contributions (transfers from the government) to PSPIB expected to remain positive for at least the next 5 years. As a result of these transfers, PSPIB's net assets as of 31 March 2023 increased by 1.3% year over year, before investment returns. Including investment returns, net assets for fiscal 2023 grew 5.7% year over year, reflecting a net annual return of 4.4%. PSPIB is also not subject to plan redemptions or loss of mandate, except in the unlikely event of a change in legislation. These characteristics allow PSPIB to adopt a long-term investment horizon.

We make no adjustments to PSPIB's initial Liquidity score, resulting in an assigned Liquidity score of aaa.

Asset Risk - high levels of less liquid assets, although broadly diversified by geography and sector

PSPIB's high risk asset ratio of 80% as of 31 March 2023 is broadly in line with its peers. These assets are largely invested outside Canada and are broadly diversified across several asset classes and sectors. Moody's definition of high risk assets broadly comprises all investments other than investment-grade bonds and mortgage loans, including below investment-grade and unrated bonds/loans, common and preferred stock equities, alternative investments such as private equity and hedge fund holdings, real estate assets, and other investments that are not classified on a pension manager's balance sheet.

PSPIB's allocation to private equity and real assets as of 31 March 2023 was 46% of net investments, which is in line with its long-term target weight. We view PSPIB as well positioned to execute this type of investment strategy given its long-term investment horizon, and liquidity profile, which reflects the expected positive net transfers over the next five years. PSPIB's investment risks are well managed, although this capability will need to continue to keep pace with asset growth and rising complexity of its investment strategy.

PSPIB's investment approach is designed to achieve a return greater than the reference portfolio over a 10-year period with a lower or equal level of pension funding risk. The pension manager generated a 10-year annualized return of 9.2%, which compares favourably to 10-year reference portfolio return of 7.6%. In addition, PSPIB seeks to generate an additional return through active management within defined risk limits. For example, PSPIB may vary the allocation to a particular sector compared to the policy portfolio. In 2016, PSPIB changed its policy portfolio whereby it reduced its target allocations to public equity in favour of more private and real assets, including adding a new asset class, Private Debt.

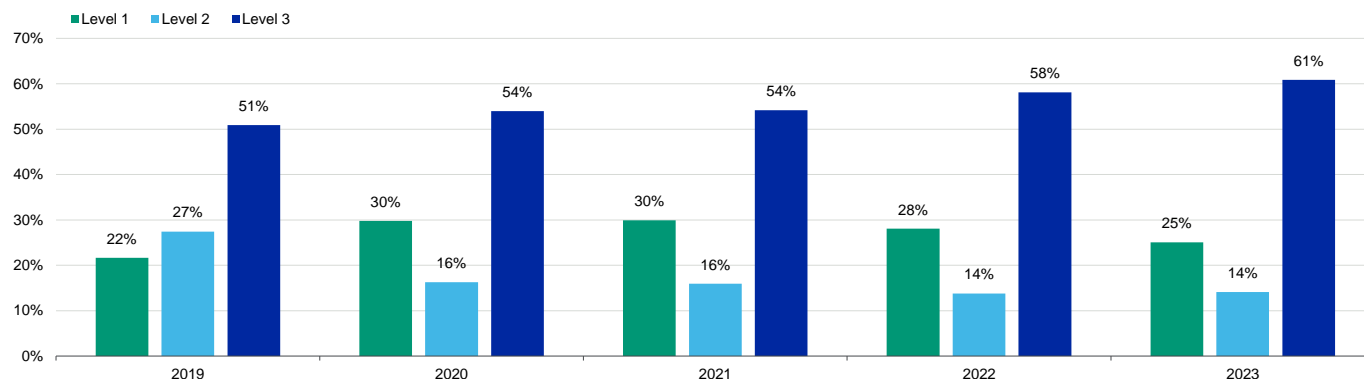
As at 31 March 2023, PSPIB's investment portfolio was comprised of 32% fixed income¹, 22% public equity, and 46% private equity and real investments. PSPIB's investment portfolio has shifted in recent years, similar to its peers, toward less liquid Level 3 assets such as real estate, infrastructure and private equity (Exhibit 4). While these asset classes align to the pension manager's mandate to invest over a longer time horizon and offer attractive returns from a liquidity premium, they also add incremental liquidity and operational risks to the fund.

That said, PSPIB's investment portfolio is diversified globally and across many sectors. In our view, the benefits of this diversification strategy mitigates the higher liquidity and operational risks associated with its reliance on Level 3 assets. This diversification also reduces common credit risks related to the Canadian economy, providing diversification away from the geographic location of its underlying pension obligation and related contribution cash inflows.

Exhibit 4

PSPIB's less liquid Level 3 assets have grown in recent years

Real estate, infrastructure and private equity allocation align with PSPIB's long-term horizon



Fiscal year end 31 March. Level 1 and Level 2 assets have been adjusted for cash and money market securities. Fixed income includes Cash and Cash Equivalents.

Source: Moody's Investors Service, company financials

The pension manager generated another strong return during its fiscal year ending 31 March 2023, with a one-year overall portfolio return of 4.4%, which compares with a return of 10.9% in fiscal 2022. Both infrastructure (+19.0%) and credit investments (+13.1%) were the biggest contributors to the strong performance. Natural resources (+10.9%), private equity (+3.3%), cash and cash equivalents (+3.0%) and fixed income (+1.4%) were also positive contributors while public market equities generated a small drag of -0.5%.

PSPIB's initial Asset Risk score is ba3, to which we make an upward adjustment of three notches to account for its geographic and sector diversification. This results in an assigned Asset Risk score of baa3.

Financial Policy - conservative financial policies and investment profile provides natural hedge to creditor obligations

PSPIB's financial policies are broadly conservative as expressed in our aa-score for Financial Policy. The pension manager has good liquidity and risk management practices that mitigate a modest level of leverage that creates refinancing and counterparty risks. In addition, PSPIB hedges certain currency risks within its portfolios and has natural currency matches between its investments and funding. A large portion of PSPIB's investment portfolio is invested in USD or CAD assets, which aligns with its creditor obligations, much of which are denominated in USD.

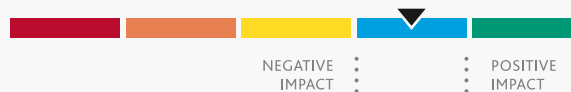
ESG considerations

Public Sector Pension Investment Board's ESG credit impact score is CIS-2

Exhibit 5

ESG credit impact score

CIS-2



ESG considerations do not have a material impact on the current rating.

Source: Moody's Investors Service

PSPIB's ESG **CIS-2** score reflects the limited impact of environmental, social and governance considerations on the current rating.

Exhibit 6

ESG issuer profile scores

ENVIRONMENTAL

E-3



SOCIAL

S-4



GOVERNANCE

G-2



Source: Moody's Investors Service

Environmental

PSPIB faces moderate exposure to environmental risks related to carbon-intensive investments in its portfolio, such as oil & gas, transportation and financial services (insurance) holdings. As well, the fund's real estate and infrastructure portfolios are exposed to physical climate risk where assets could be damaged by extreme weather or rising sea levels. In addition, natural capital assets, such as agriculture, are used as a hedge against inflation.

Social

PSPIB faces high industry-wide exposure to social risks, primarily from changes in unemployment or immigration rates, which can impact contribution cash flows. However, in contrast to a pension fund, PSPIB does not have direct exposure to an aging population because it is not responsible for making benefit payments nor in managing the pension benefit obligation, both of which are the responsibility of the national government. This also reduces the impact of a privacy or data breach because PSPIB does not warehouse beneficiary data.

Governance

PSPIB faces low governance risks, with governance practices that are in line with most standards within the Canadian financial services sector. This includes a defined risk appetite statement, risk and performance benchmarks and a professional board of directors and standing Board control committees.

ESG Issuer Profile Scores and Credit Impact Scores for the rated entity/transaction are available on Moodys.com. In order to view the latest scores, please click [here](#) to go to the landing page for the entity/transaction on MDC and view the ESG Scores section.

Support and structural considerations

High expectation of extraordinary support with a mandate as the exclusive investment manager of national public sector employee pensions

Extraordinary support represents the probability that a government owner of a GRI would provide financial support, or other contractual protections, to a GRI to avoid a default on its debt obligations. The expectation of a continuation of ordinary support does not constitute extraordinary support and is instead considered in our assessment of the GRI's BCA.

As noted, PSPIB has special legal status as the exclusive asset manager for investments related to active and retired members of Canada's civil service. We believe the pension manager is a key element of the national government's compensation program and an important contributor to the Canadian economy. In our view, a default of PSPIB would be politically embarrassing to the Government of Canada and would have implications for the country's own ability to access debt markets. As such, we believe the Government of Canada would provide extraordinary support, financial or otherwise, to PSPIB if necessary.

PSPIB's creditors effectively rank ahead of amounts due to the plans

PSPIB is an exclusive asset manager of the pension plans of the Public Service, the Canadian Armed Forces, the Royal Canadian Mounted Police and the Reserve Force, but does not have legal responsibility for their liabilities, which remains the responsibility of the Government of Canada. We note that the legislative acts constituting PSPIB do not explicitly define the priority of PSPIB's unsecured creditors relative to the amounts due to the Plans. However, it is our view that PSPIB creditors have an effective priority claim on PSPIB's assets because the statutory framework provides that the Government of Canada may only call upon the net assets of PSPIB to pay Plan benefits. In this context, net assets means assets with a fair market value in excess of liabilities, including the unsecured obligations that PSPIB guarantees. As a result, PSPIB's obligations under the PSP Capital Inc. guarantee rank senior to the amounts that become due to the pension Plans and *pari passu* with PSPIB's other senior unsecured obligations. Similarly the Plans are only entitled to the net returns after PSPIB's operational costs. On a gross asset base of CAD284 billion at 31 March 2023, PSPIB had CAD243 billion in net assets, which we view as a loss absorbing cushion to the benefit of PSPIB's creditors.

As at 31 March 2023, PSPIB's leverage was about 13% after adjusting for nettable repurchase agreements and derivatives that are not offset for accounting purposes.

Rating methodology and scorecard factors

Exhibit 7

Public Sector Pension Investment Board

Public Pension Manager						
Public Sector Pension Investment Board						
2023						
	Historical		Assigned			
	Factor Weights	Historic Ratio	Initial Score	Assigned Score	Key driver #1	Key driver #2
Funding Ratio*						
Net Assets / PBO	40%	100.0%	aaa	aaa		
Liquidity						
Liquidity Inflows / Outflows	20%	307.2%	aaa	aaa		
Asset Quality						
High Risk Assets / Gross Assets	20%	79.8%	ba3	baa3	Asset Class Diversification	
Financial Policy						
Financial Policy	20%	aa	aa	aa		
Financial Profile Outcome	100%		aa3	aa2		
Qualitative Notching						
Political Independence				0		
Corporate Behavior				0		
Scorecard-Indicated Outcome Before Constraint				aa2		
Consideration of:					Comment	
Sovereign Constraint (Y/N)				Yes		
Sovereign Rating				Aaa		
Sponsor Constraint (Y/N)				Yes		
Sponsor Rating				Aaa		
Scorecard-Indicated Outcome				aa2		

Source: Moody's Financial Metrics

Ratings

Exhibit 8

Category	Moody's Rating
PUBLIC SECTOR PENSION INVESTMENT BOARD	
Outlook	Stable
Baseline Credit Assessment	aa2
Issuer Rating -Dom Curr	Aaa
PSP CAPITAL INC.	
Outlook	Stable
Bkd Senior Unsecured	Aaa
Bkd Commercial Paper	P-1

Source: Moody's Investors Service

Endnotes

1 Includes cash and cash equivalents

© 2023 Moody's Corporation, Moody's Investors Service, Inc., Moody's Analytics, Inc. and/or their licensors and affiliates (collectively, "MOODY'S"). All rights reserved. CREDIT RATINGS ISSUED BY MOODY'S CREDIT RATINGS AFFILIATES ARE THEIR CURRENT OPINIONS OF THE RELATIVE FUTURE CREDIT RISK OF ENTITIES, CREDIT COMMITMENTS, OR DEBT OR DEBT-LIKE SECURITIES, AND MATERIALS, PRODUCTS, SERVICES AND INFORMATION PUBLISHED BY MOODY'S (COLLECTIVELY, "PUBLICATIONS") MAY INCLUDE SUCH CURRENT OPINIONS. MOODY'S DEFINES CREDIT RISK AS THE RISK THAT AN ENTITY MAY NOT MEET ITS CONTRACTUAL FINANCIAL OBLIGATIONS AS THEY COME DUE AND ANY ESTIMATED FINANCIAL LOSS IN THE EVENT OF DEFAULT OR IMPAIRMENT. SEE APPLICABLE MOODY'S RATING SYMBOLS AND DEFINITIONS PUBLICATION FOR INFORMATION ON THE TYPES OF CONTRACTUAL FINANCIAL OBLIGATIONS ADDRESSED BY MOODY'S CREDIT RATINGS. CREDIT RATINGS DO NOT ADDRESS ANY OTHER RISK, INCLUDING BUT NOT LIMITED TO: LIQUIDITY RISK, MARKET VALUE RISK, OR PRICE VOLATILITY. CREDIT RATINGS, NON-CREDIT ASSESSMENTS ("ASSESSMENTS"), AND OTHER OPINIONS INCLUDED IN MOODY'S PUBLICATIONS ARE NOT STATEMENTS OF CURRENT OR HISTORICAL FACT. MOODY'S PUBLICATIONS MAY ALSO INCLUDE QUANTITATIVE MODEL-BASED ESTIMATES OF CREDIT RISK AND RELATED OPINIONS OR COMMENTARY PUBLISHED BY MOODY'S ANALYTICS, INC. AND/OR ITS AFFILIATES. MOODY'S CREDIT RATINGS, ASSESSMENTS, OTHER OPINIONS AND PUBLICATIONS DO NOT CONSTITUTE OR PROVIDE INVESTMENT OR FINANCIAL ADVICE, AND MOODY'S CREDIT RATINGS, ASSESSMENTS, OTHER OPINIONS AND PUBLICATIONS ARE NOT AND DO NOT PROVIDE RECOMMENDATIONS TO PURCHASE, SELL, OR HOLD PARTICULAR SECURITIES. MOODY'S CREDIT RATINGS, ASSESSMENTS, OTHER OPINIONS AND PUBLICATIONS DO NOT COMMENT ON THE SUITABILITY OF AN INVESTMENT FOR ANY PARTICULAR INVESTOR. MOODY'S ISSUES ITS CREDIT RATINGS, ASSESSMENTS AND OTHER OPINIONS AND PUBLISHES ITS PUBLICATIONS WITH THE EXPECTATION AND UNDERSTANDING THAT EACH INVESTOR WILL, WITH DUE CARE, MAKE ITS OWN STUDY AND EVALUATION OF EACH SECURITY THAT IS UNDER CONSIDERATION FOR PURCHASE, HOLDING, OR SALE.

MOODY'S CREDIT RATINGS, ASSESSMENTS, OTHER OPINIONS, AND PUBLICATIONS ARE NOT INTENDED FOR USE BY RETAIL INVESTORS AND IT WOULD BE RECKLESS AND INAPPROPRIATE FOR RETAIL INVESTORS TO USE MOODY'S CREDIT RATINGS, ASSESSMENTS, OTHER OPINIONS OR PUBLICATIONS WHEN MAKING AN INVESTMENT DECISION. IF IN DOUBT YOU SHOULD CONTACT YOUR FINANCIAL OR OTHER PROFESSIONAL ADVISER.

ALL INFORMATION CONTAINED HEREIN IS PROTECTED BY LAW, INCLUDING BUT NOT LIMITED TO, COPYRIGHT LAW, AND NONE OF SUCH INFORMATION MAY BE COPIED OR OTHERWISE REPRODUCED, REPACKAGED, FURTHER TRANSMITTED, TRANSFERRED, DISSEMINATED, REDISTRIBUTED OR RESOLD, OR STORED FOR SUBSEQUENT USE FOR ANY SUCH PURPOSE, IN WHOLE OR IN PART, IN ANY FORM OR MANNER OR BY ANY MEANS WHATSOEVER, BY ANY PERSON WITHOUT MOODY'S PRIOR WRITTEN CONSENT.

MOODY'S CREDIT RATINGS, ASSESSMENTS, OTHER OPINIONS AND PUBLICATIONS ARE NOT INTENDED FOR USE BY ANY PERSON AS A BENCHMARK AS THAT TERM IS DEFINED FOR REGULATORY PURPOSES AND MUST NOT BE USED IN ANY WAY THAT COULD RESULT IN THEM BEING CONSIDERED A BENCHMARK.

All information contained herein is obtained by MOODY'S from sources believed by it to be accurate and reliable. Because of the possibility of human or mechanical error as well as other factors, however, all information contained herein is provided "AS IS" without warranty of any kind. MOODY'S adopts all necessary measures so that the information it uses in assigning a credit rating is of sufficient quality and from sources MOODY'S considers to be reliable including, when appropriate, independent third-party sources. However, MOODY'S is not an auditor and cannot in every instance independently verify or validate information received in the credit rating process or in preparing its Publications.

To the extent permitted by law, MOODY'S and its directors, officers, employees, agents, representatives, licensors and suppliers disclaim liability to any person or entity for any indirect, special, consequential, or incidental losses or damages whatsoever arising from or in connection with the information contained herein or the use of or inability to use any such information, even if MOODY'S or any of its directors, officers, employees, agents, representatives, licensors or suppliers is advised in advance of the possibility of such losses or damages, including but not limited to: (a) any loss of present or prospective profits or (b) any loss or damage arising where the relevant financial instrument is not the subject of a particular credit rating assigned by MOODY'S.

To the extent permitted by law, MOODY'S and its directors, officers, employees, agents, representatives, licensors and suppliers disclaim liability for any direct or compensatory losses or damages caused to any person or entity, including but not limited to by any negligence (but excluding fraud, willful misconduct or any other type of liability that, for the avoidance of doubt, by law cannot be excluded) on the part of, or any contingency within or beyond the control of, MOODY'S or any of its directors, officers, employees, agents, representatives, licensors or suppliers, arising from or in connection with the information contained herein or the use of or inability to use any such information.

NO WARRANTY, EXPRESS OR IMPLIED, AS TO THE ACCURACY, TIMELINESS, COMPLETENESS, MERCHANTABILITY OR FITNESS FOR ANY PARTICULAR PURPOSE OF ANY CREDIT RATING, ASSESSMENT, OTHER OPINION OR INFORMATION IS GIVEN OR MADE BY MOODY'S IN ANY FORM OR MANNER WHATSOEVER.

Moody's Investors Service, Inc., a wholly-owned credit rating agency subsidiary of Moody's Corporation ("MCO"), hereby discloses that most issuers of debt securities (including corporate and municipal bonds, debentures, notes and commercial paper) and preferred stock rated by Moody's Investors Service, Inc. have, prior to assignment of any credit rating, agreed to pay to Moody's Investors Service, Inc. for credit ratings opinions and services rendered by it fees ranging from \$1,000 to approximately \$5,000,000. MCO and Moody's Investors Service also maintain policies and procedures to address the independence of Moody's Investors Service credit ratings and credit rating processes. Information regarding certain affiliations that may exist between directors of MCO and rated entities, and between entities who hold credit ratings from Moody's Investors Service, Inc. and have also publicly reported to the SEC an ownership interest in MCO of more than 5%, is posted annually at www.moody's.com under the heading "Investor Relations — Corporate Governance — Charter Documents - Director and Shareholder Affiliation Policy."

Additional terms for Australia only: Any publication into Australia of this document is pursuant to the Australian Financial Services License of MOODY'S affiliate, Moody's Investors Service Pty Limited ABN 61 003 399 657 AFSL 336969 and/or Moody's Analytics Australia Pty Ltd ABN 94 105 136 972 AFSL 383569 (as applicable). This document is intended to be provided only to "wholesale clients" within the meaning of section 761G of the Corporations Act 2001. By continuing to access this document from within Australia, you represent to MOODY'S that you are, or are accessing the document as a representative of, a "wholesale client" and that neither you nor the entity you represent will directly or indirectly disseminate this document or its contents to "retail clients" within the meaning of section 761G of the Corporations Act 2001. MOODY'S credit rating is an opinion as to the creditworthiness of a debt obligation of the issuer, not on the equity securities of the issuer or any form of security that is available to retail investors.

Additional terms for Japan only: Moody's Japan K.K. ("MJKK") is a wholly-owned credit rating agency subsidiary of Moody's Group Japan G.K., which is wholly-owned by Moody's Overseas Holdings Inc., a wholly-owned subsidiary of MCO. Moody's SF Japan K.K. ("MSFJ") is a wholly-owned credit rating agency subsidiary of MJKK. MSFJ is not a Nationally Recognized Statistical Rating Organization ("NRSRO"). Therefore, credit ratings assigned by MSFJ are Non-NRSRO Credit Ratings. Non-NRSRO Credit Ratings are assigned by an entity that is not a NRSRO and, consequently, the rated obligation will not qualify for certain types of treatment under U.S. laws. MJKK and MSFJ are credit rating agencies registered with the Japan Financial Services Agency and their registration numbers are FSA Commissioner (Ratings) No. 2 and 3 respectively.

MJKK or MSFJ (as applicable) hereby disclose that most issuers of debt securities (including corporate and municipal bonds, debentures, notes and commercial paper) and preferred stock rated by MJKK or MSFJ (as applicable) have, prior to assignment of any credit rating, agreed to pay to MJKK or MSFJ (as applicable) for credit ratings opinions and services rendered by it fees ranging from JPY100,000 to approximately JPY550,000,000.

MJKK and MSFJ also maintain policies and procedures to address Japanese regulatory requirements.

REPORT NUMBER

1390505

Contacts

Robert Colangelo
VP-Sr Credit Officer
robert.colangelo@moodys.com

+1.416.214.3847

Evan Cybart
Sr Ratings Associate
evan.cybart@moodys.com

+1.212.553.3981

Robert M. Callagy
AMD - Financial
Institutions
robert.callagy@moodys.com

+1.212.553.4374

CLIENT SERVICES

Americas	1-212-553-1653
Asia Pacific	852-3551-3077
Japan	81-3-5408-4100
EMEA	44-20-7772-5454